



AKKU KC12-14



Applications

- > Electric vehicle
- > Electric wheelchair
- > Electric scooter
- > Electric play car for children
- > Garbage truck
- > Patrol car

General Features

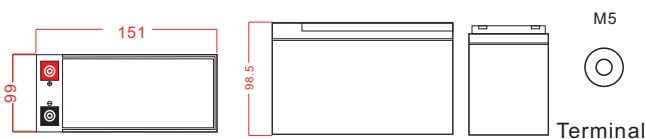
- > High Corrosion Resistant Performance: Pb-Ca multi-alloy grid
- > High Energy Density and Power Density
- > Excellent Charge Acceptance Ability
- > Strong High and Low Temperature Performance
- > Optimized Capability of instant High-current Discharging

Specification

Nominal Voltage	12V
Nominal Capacity	13.3Ah
Design life	5 years
Terminal	M5
Approx. Weight	Approx 4.35kg (9.60lbs)
Container Material	ABS
Rated Capacity	17.0Ah 10Hour Rate (1.70A to 10.5V) 13.3Ah 2Hour Rate (6.65A to 10.5V) 11.6Ah 1Hour Rate (11.6A to 10.5V)
Operating Temperature	Discharge: -20 ~50°C (-4 ~ 122°F) Charge: -20 ~50°C (-4 ~ 122°F) Storage: -20 ~50°C (-4 ~ 122°F)
Charge Method (25 °C)	Float Use: 13.7-13.9V@25°C Cycle Use :14.7-14.9V,@25°C Max charge current 2.66A
Self discharge	3% of capacity declined per month at 25°C



Dimension: 151(L)×99(W)×98(H)×98.5(TH) Unit: mm



Constant Current Discharge Characteristics Unit: A (25 °C, 77 °F)

F.V/Time	5Min	15Min	30Min	1h	2h	3h	5h	8h	10h	20h
1.60V	62.5	33.6	20.4	11.9	6.84	5.07	3.33	2.14	1.76	0.922
1.65V	60.6	32.5	20.1	11.9	6.81	5.02	3.30	2.12	1.74	0.917
1.70V	58.1	31.8	19.7	11.8	6.76	4.95	3.27	2.10	1.72	0.912
1.75V	53.5	30.8	19.5	11.6	6.65	4.89	3.23	2.09	1.70	0.908
1.80V	47.9	28.7	18.7	11.3	6.53	4.86	3.14	2.07	1.69	0.903
1.85V	42.7	25.6	17.1	10.5	6.20	4.58	2.99	1.98	1.64	0.888

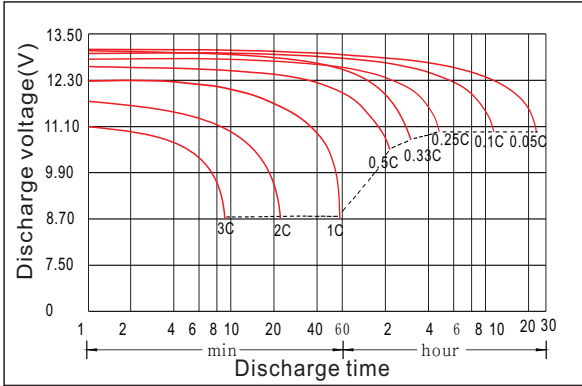
Constant Power Discharge Characteristics Unit: W/cell(25 °C, 77 °F)

F.V/Time	5Min	15Min	30Min	1h	2h	3h	5h	8h	10h	20h
1.60V	105	59.1	36.9	22.6	12.9	9.65	6.32	4.15	3.38	1.82
1.65V	101	58.1	36.6	22.4	12.9	9.52	6.29	4.12	3.34	1.81
1.70V	100	57.4	36.6	22.2	12.9	9.47	6.24	4.10	3.31	1.81
1.75V	93.4	57.0	36.4	22.0	12.8	9.42	6.20	4.07	3.27	1.80
1.80V	85.8	53.9	35.5	21.9	12.7	9.38	6.13	4.03	3.24	1.79
1.85V	76.6	48.2	32.6	20.3	12.2	8.92	5.85	3.90	3.19	1.77

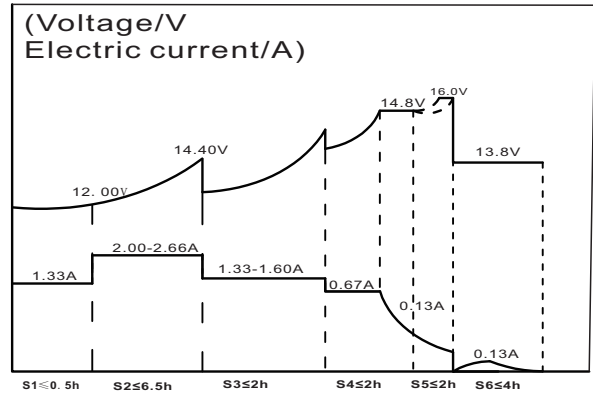
Disclaimer: Manufacturers have the right to self-modify the parameters of the product updates, please keep in touch with manufacturers to obtain the latest information.

AKKU KC12-14

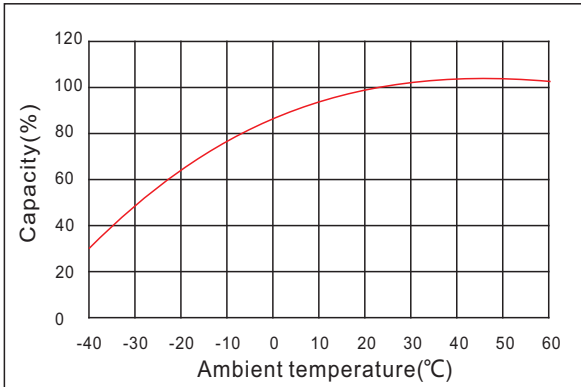
Discharge characteristic



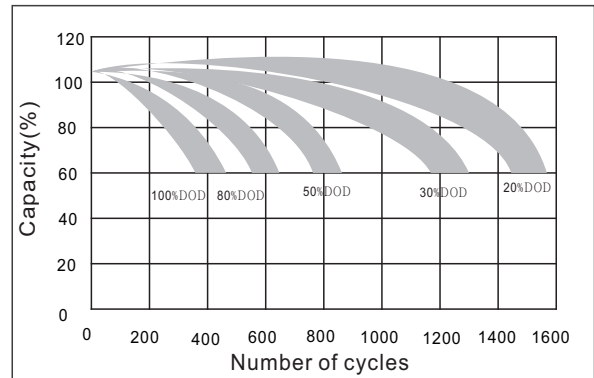
Charging characteristic



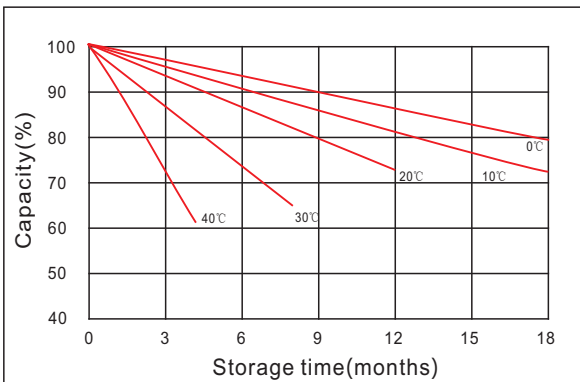
The effect of temperature on capacity



The effect of discharge depth on cycle life



Curves of self-discharge



Curves of open circuit voltage vs. capacity

